

# Workbook

# Surviving Chemistry

## One Concept at a Time

*A Workbook for high school chemistry*

Free Preview and Printouts



*E3 Scholastic Publishing*

*Effiong Eyo*

## Surviving Chemistry Book Series

Family of five student-friendly HS chemistry books that are certain to:

- ★ **Excite** students to study
- ★ **Engage** students in learning
- ★ **Enhance** students understanding

For more information and to order:

[e3chemistry.com](http://e3chemistry.com)

(877) 224 – 0484

[info@e3chemistry.com](mailto:info@e3chemistry.com)

---

## **Surviving Chemistry: One Concept at a Time Workbook**

**Our #1 seller to Schools**

**Trusted By Teachers, Enjoyed By Students**

© 2010 by E3 Scholastic Publishing.

All rights reserved. No part of this book may be reproduced or transmitted in any form or by any means, electronic, mechanical, photocopying, recording, or otherwise, without prior written permission of E3 Scholastic Publishing.

ISBN-13: 978-1466232624

ISBN-10: 1466232625

Printed in The United States of America

**e3chemistry.com**  
**(877) 224 - 0484**

# Table of Contents

---

## Worksheets

### Topic 1: Matter and Energy

Pg 1 - 10

Worksheet 1 : Types of matter  
Worksheet 2: Phases of matter, energy, and Temperature  
Worksheet 3: Heat and Heat calculations  
Worksheet 4: Characteristics of gases and gas law calculations

### Topic 2: The Periodic Table

Pg 11 - 16

Worksheet 5: Types of Elements and their properties  
Worksheet 6: Classifying the Elements  
Worksheet 7: Periodic Trends

### Topic 3: The Atomic Structures

Pg 17 - 26

Worksheet 8: Historical development of atom  
Worksheet 9: The atomic structures  
Worksheet 10: Atomic mass calculations  
Worksheet 11: Bohr's atomic model and electron configurations  
Worksheet 12: Neutral atoms and ions

### Topic 4: Chemical Bonding

Pg 27 - 36

Worksheet 13: Chemical bonding, stability of atoms, and energy  
Worksheet 14: Bonding between atoms (intermolecular forces)  
Worksheet 15: Types of substances and their properties  
Worksheet 16: Molecular structures, molecular shapes, and molecular polarity  
Worksheet 17: Lewis electron-dot diagrams

### Topic 5: Chemical Formulas and Equations

Pg 37 - 44

Worksheet 18: Chemical formulas  
Worksheet 19: Writing and naming formulas  
Worksheet 20: Chemical equations

### Topic 6: Moles: Mathematics of Formulas and Equations

Pg 45 - 52

Worksheet 21: Mole calculations in formulas  
Worksheet 22: Percent composition calculations  
Worksheet 23: Mole – mole calculations in equations

# Table of Contents

---

## Topic 7: Solutions

Pg 53 – 62

Worksheet 24: Solubility factors  
Worksheet 25: Types of solutions  
Worksheet 26: Molarity and parts per million calculations  
Worksheet 27: Vapor pressure  
Worksheet 28: Effect of solute on boiling and freezing points

## Topic 8: Acids, Bases and Salts

Pg 63 – 70

Worksheet 29: Terms and definitions  
Worksheet 30: Properties of acids and bases  
Worksheet 31: Reactions of acids and bases  
Worksheet 32: Titration  
Worksheet 33: Relating H<sup>+</sup> concentration to pH  
Worksheet 34: Naming and writing formula of acids

## Topic 9: Kinetics and Equilibrium

Pg 71 – 82

Worksheet 35: Rate of reactions  
Worksheet 36: Energy and chemical reactions  
Worksheet 37: Potential energy diagrams  
Worksheet 38: Equilibrium and Le Chatelier's principle

## Topic 10: Organic Compounds

Pg 83 - 96

Worksheet 39: Properties of organic compounds  
Worksheet 40: Hydrocarbon compounds  
Worksheet 41: Functional group compounds  
Worksheet 42: Classes of organic compounds  
Worksheet 43: Drawing organic structures  
Worksheet 44: Isomers  
Worksheet 45: Organic reactions

## Topic 11: Redox and Electrochemistry

Pg 97 – 110

Worksheet 46: Oxidation numbers  
Worksheet 47: Redox equation, half-reaction equations  
Worksheet 48: Interpreting redox equations  
Worksheet 49: Balancing redox equations  
Worksheet 50: Electrochemistry- Definitions and facts  
Worksheet 51: Electrochemical cells

## Topic 12: Nuclear Chemistry

Pg 111 – 116

Worksheet 52: Definition and facts of nuclear chemistry  
Worksheet 53: Nuclear transmutations and equations  
Worksheet 54: Half-life calculations and Reference Table N

## Table of Contents

### Multiple Choice Questions

Pg 117 - 359

Topic 1: Matter and Energy	Topic 7: Solutions
Topic 2: The Periodic Table	Topic 8: Acids, Bases and Salts
Topic 3: The Atomic Structure	Topic 9: Kinetic and Equilibrium
Topic 4: Chemical Bonding	Topic 10: Organic Chemistry
Topic 5: Chemical Formulas and Equations	Topic 11: Redox and Electrochemistry
Topic 6: Moles calculations	Topic 12: Nuclear Chemistry

### Constructed Response Questions

Pg 360 - 415

Topic 1: Matter and Energy	Topic 7: Solutions
Topic 2: The Periodic Table	Topic 8: Acids, Bases and Salts
Topic 3: The Atomic Structure	Topic 9: Kinetic and Equilibrium
Topic 4: Chemical Bonding	Topic 10: Organic Chemistry
Topic 5: Chemical Formulas and Equations	Topic 11: Redox and Electrochemistry
Topic 6: Mole calculations	Topic 12: Nuclear Chemistry

### Reference Table Questions

Pg 416 - 429

Table A : Standard Temperature and Pressure
Table B: Physical Constants for Water
Table C: Selected Prefixes
Table D: Selected Units
Table E: Selected Polyatomic Ions
Table F: Solubility Guidelines
Table G: Solubility Curves
Table H: Vapor Pressure of Four Liquids
Table I: Heat of reactions at 101.3 KPa and 298 K
Table J: Activity Series
Table K: Common Acids
Table L: Common Bases
Table M: Common Acid-Base Indicators
Table N: Selected Radioisotopes
Table O: Symbols Used in Nuclear Chemistry
Table P: Organic Prefixes
Table Q: Homologous Series of Hydrocarbon
Table R: Organic Functional Groups
Table S: Properties of Selected Elements
Table T: Formulas and Equations

---

# **Worksheets**

*Concept by Concept*

**Set A: Historical atomic models***Objective: To test your knowledge of historical atomic models*

***Draw and briefly describe each historical model of the atom.***

1. Hard sphere model

2. Plum-pudding model

3. Empty space model

4. Bohr's model

5. Wave mechanical model

6. State two conclusions of the Gold foil experiment.

7. State conclusions of the Cathode ray experiment.

**Set A: Terms and definitions**

*Objective: By defining these words, you will become more familiar with atomic structure related terms and their definitions.*

*Define, neatly and clearly, the following atomic structure related terms.*

1. Nucleus
2. Neutron
3. Proton
4. Electron
5. Nucleons
6. Atomic number
7. Mass number
8. Atomic mass
9. Isotopes
10. Atomic mass unit

**Set B: The Subatomic Particles**

*Objective: To test your knowledge of facts related to the three subatomic particles*

*Complete the table below*

	<i>Subatomic particles</i>	<i>Symbol</i>	<i>Mass</i>	<i>Charge</i>	<i>Location</i>
11.	Proton				
12.	Electron				
13.	Neutron				



**Set C: Determining number of atomic particles**

**Objective:** To test your ability to determine number of particles in an atom .

**14. Complete the table below based on information provided for each atom. All the atoms are neutral.**

	Protons	electrons	Neutrons	Mass Number	Atomic number	Nuclear charge	Nucleons	Element's symbol
<b>Atom A</b>	44			102				
<b>Atom B</b>		84	125					
<b>Atom C</b>				56				Mn
<b>Atom D</b>					89		229	
<b>Atom E</b>			30			+28		
<b>Atom F</b>		92					233	
<b>Atom G</b>			82					Ba

**Set D: Isotope symbols**

**Objective:** To test your ability to relate isotope symbol to number of particles in an atom

**15. Complete the table below based on information provided for each atom/ All the atoms are neutral.**

	Isotope symbol	Protons	electrons	neutrons	Mass number	Atomic number	Nuclear charge	Nucleons	Nucleus Diagram
<b>Atom H</b>	$^{142}_{59}\text{Pr}$								
<b>Atom I</b>				31			+27		
<b>Atom J</b>	$^{243}_{95}\text{Am}$								
<b>Atom K</b>		77						194	
<b>Atom L</b>	$^{80}\text{Se}$								
<b>Atom M</b>									<div style="border: 1px solid black; border-radius: 50%; padding: 5px; display: inline-block;">                     22 p 26 n                 </div>

## Set A: Calculating atomic mass

*Objective: To test your ability to calculate atomic mass of an element from relative abundance and mass numbers of its isotopes*

**Calculate the atomic mass for each element given the relative percentages and the mass numbers of the isotopes. Show ALL set up and work.**

1) 19.78 % of  $^{10}\text{B}$

80.22% of  $^{11}\text{B}$

2) 93.12 % of  $^{39}\text{K}$

6.88 % of  $^{41}\text{K}$

3) 78.70 % of  $^{24}\text{Mg}$

10.13 % of  $^{25}\text{Mg}$

11.17 % of  $^{26}\text{Mg}$

4) 80.0% of  $^{70}\text{X}$

12.25% of  $^{69}\text{X}$

7.75% of  $^{68}\text{X}$

5) A sample of chlorine contains 75% of chlorine-35 and 25% of chlorine-37. What is the atomic mass of chlorine? show work.

6) Element X has two naturally occurring isotopes. If 72% of the atoms have a mass of 85 amu and 28% of the atoms have a mass of 87 amu, what is the atomic mass of element X. Show work.

7) The atomic mass of an element is dependent upon what two factors?

**Set A: Drawing Bohr's atomic model**

**Objective:** To test your ability to obtain information from electron configuration, and to draw Bohr's atomic model.

Based on information from the Periodic Table, answer questions in each box about the given element. Then draw Bohr's atomic model for the element.

**1. Magnesium - 25**

Electron configuration: \_\_\_\_\_  
 Number of electron shells: \_\_\_\_\_  
 Valance shell: : \_\_\_\_\_  
 Number of valance electrons: \_\_\_\_\_

**Draw Bohr's atomic model for magnesium-25.**

Indicate appropriate number of particles in the nucleus, and electrons (-) in electron shells.

**2. Neon - 21**

Electron configuration: \_\_\_\_\_  
 Number of electron shells: \_\_\_\_\_  
 Valance shell: : \_\_\_\_\_  
 Number of valance electrons: \_\_\_\_\_

**Draw Bohr's atomic model for neon-21.**

Indicate appropriate number of particles in the nucleus, and electrons (-) in electron shells.

**3. Rubidium - 86**

Electron configuration: \_\_\_\_\_  
 Number of electron shells: \_\_\_\_\_  
 Valance shell: : \_\_\_\_\_  
 Number of valance electrons: \_\_\_\_\_

**Draw Bohr's atomic model for rubidium-86.**

Indicate appropriate number of particles in the nucleus, and electrons (-) in electron shells.

**4. Selenium - 78**

Electron configuration: \_\_\_\_\_  
 Number of electron shells: \_\_\_\_\_  
 Valance shell: : \_\_\_\_\_  
 Number of valance electrons: \_\_\_\_\_

**Draw Bohr's atomic model for selenium-78.**

Indicate appropriate number of particles in the nucleus, and electrons (-) in electron shells.

**Set B: Electron configurations**  
 Excited and Ground States

**Objective:** To test your ability to interpret electron configuration

Electron configurations for six atoms are given. Complete information about each neutral atom on the table.

	Electron configuration	Total number of electrons	Total number of electron shells	Electron shell with the highest energy electrons	Excited or ground state	Atom's symbol
5.	<b>Atom A</b> 2 – 8 – 4					
6.	<b>Atom B</b> 2 – 3 – 1					
7.	<b>Atom C</b> 2 – 8 – 7 – 1					
8.	<b>Atom D</b> 2 – 8 – 18 – 6					
9.	<b>Atom E</b> 2 – 8 – 18 – 17 – 5					
10.	<b>Atom F</b> 1- 7					

**Set C: Electron transition**
**Objective:** To test your ability to interpret electron transition in atoms

Below, electron transitions from one electron shell to another are given for four different atoms.

Answer questions 11 - 16 based on the electron transition in these atoms.

Atom G: 3<sup>rd</sup> shell ----- > 2<sup>nd</sup> shell

Atom I: 4<sup>th</sup> shell----- > 6<sup>th</sup> shell

Atom H: 1<sup>st</sup> shell ----- > 4<sup>th</sup> shell

Atom J: 5<sup>th</sup> shell ----- > 3<sup>rd</sup> shell

11. In which atom or atoms are energy absorbed during the electron transition?

12. In which atom or atoms are energy released during the electron transition?

13. In which atom or atoms are spectral lines observed?

14. In which atom is the greatest amount of energy absorbed?

15. In which atom is the greatest amount of energy released?


16. In atom G, compare the energy of the electron in the 3<sup>rd</sup> shell to that of the electron in the 2<sup>nd</sup> shell.

**Set D: Bright-line spectra**

**Objective:** To test your ability to analyze bright-line spectra chart

**Below, bright-line spectral chart for five elements and four unknown samples are given.**

Answer questions 17 - 21 based on the information given in the chart.



17. List all elements present in unknown sample W .
18. List all elements present in unknown sample X .
19. List all elements present in unknown sample Y.
20. List all elements present in unknown sample Z.
21. Explain, in terms of electron transition, how bright-line spectra are produced by atoms.

**Set A: Terms and definitions**

**Objective:** By defining these words, you'll become more familiar with terms and definitions related to ions and neutral atoms.

**Define the terms and answer questions below. Be neat and clear.**

1. Neutral atom
2. Ion
3. Positive ion
4. Negative ion
5. Valance electron

**Set B: Comparisons in ions and neutral atoms**

**Objective:** To test your knowledge of facts related of ions and neutral atoms





**Answer the followings in one clear sentence.**

6. Compare the number of electrons to the number of protons in a neutral atom.
7. Compare the number of electrons of a positive ion to that of the neutral atom.  
Include both positive ion and neutral atom in your answer.
8. Compare the number of electrons of a negative ion to that of the neutral atom.  
Include both negative ion and neutral atom in your answer.
9. Compare the number of protons to the number of electrons in a positive ion.  
Include both protons and electrons in your answer.
10. Compare the number of protons to the number of electrons in a negative ion.  
Include both protons and electrons in your answer.
11. Compare the size of a positive ion to that of the neutral atom.  
Include both positive ion and neutral atom in your answer.
12. Compare the size of a negative ion to that of the neutral atom.  
Include both negative ion and neutral atom in your answer.

**Set C: Particles in atoms and ions**

*Objective: To test your ability to determine information from atomic and ionic symbols.*

*Below, symbol of an atom or ion is given. Complete the table below based on the symbol given*

	Atom and Ion symbols	Atomic number	Number of protons	Number of electrons	Number of neutrons	Electron configuration
13.	<b>C</b>					
14.	<b>C<sup>4-</sup></b>					
15.	<b>Sr</b>					
16.	<b>Sr<sup>2+</sup></b>					
17.	<b><sup>27</sup>Al</b>					
18.	<b><sup>27</sup>Al<sup>3+</sup></b>					
19.	<b><sup>31</sup>P</b>					
20.	<b><sup>31</sup>P<sup>-3</sup></b>					

**Set D: Determining charge of atom.**

*Objective: To test your ability to determine charge of atoms based on the number of subatomic particles*

*Determine the charge of each atom based on information given.*

21.	<b>Atom A:</b> 46 protons, 61 neutrons, 42 electrons.	Charge =
22.	<b>Atom B:</b> mass number of 209, nuclear charge of 83, and 81 electrons:	Charge =
23.	<b>Atoms C:</b> nuclear charge of 32, 36 electrons, 39 neutron	Charge =
24.	<b>Atoms D:</b> 54 electrons, 122 nucleons, atomic number 51	Charge =
25.	<b>Atom E:</b> 28 neutrons, nuclear charge of 22, 20 electrons	Charge =





## E3 Scholastic Publishing

7 MARNE AVE. NEWBURGH, NY 12550

Surviving Chemistry Books: Ordering Catalog for Schools and Teachers

### Our Exam Preps

**Questions for Chemistry AP Exam Practice - 2013** \$16.64  
ISBN: 978-1478324812

**Questions for Biology Regents Exam Practice** \$15.64  
ISBN: 978-1469979441

**Questions for Regents Chemistry Exam Practice** \$15.64  
ISBN: 978-0983132981

**Chemistry Regents Pocket Study Guide (Black Print)** \$13.82  
ISBN: 978-1460970874

**Chemistry Regents Pocket Study Guide (Color Print)** \$19.98  
ISBN: 978-1460980620

### Our Classroom Materials

**Surviving Chemistry Review Book – 2012 Revision\*** \$15.64  
ISBN: 978-1478395409

**Review Book Student Answer Sheet Booklet** \$6.99  
ISBN: 978-1466319523

**Surviving Chemistry Guided Study Book - 2012 Revision\*** \$17.99  
ISBN: 978-1478257868

**Surviving Chemistry Workbook\*** \$17.99  
ISBN: 978-1460942765

**\*Free Answer Booklets (up to 4) with all class-size orders**

**Cover colors:** Each of our book titles is printed in three different cover colors.

Same book title, same great contents, same price, three different cover colors to choose from.

Visit our website **e3chemistry.com** to see all available cover colors for each title.

**List Price:** Visit our website for list price of each title

**Catalog Price:** Prices shown are discounted up to 25% from book list price.

**Online Prices:** Book prices on our website are lower (at a higher discount up to 35%) than our catalog prices.

We encourage schools and teachers to place orders on our website for bigger savings.

Book prices and discounts on other online sites like amazon.com and barnesandnoble.com may be different from our catalog and website prices.

**Shipping:** 10% shipping and handling charge on all class orders. Shipping discount is available for online orders.

#### Ordering Methods:

**Online:** e3chemistry.com

**Fax/Phone:** (877) 224-0484

**Mail:** Send Purchase Order to above address

E3 Scholastic Publishing is a Print-On-Demand publisher. Books are printed only when an order is placed.

ALL pre-paid class orders are processed, printed and shipped within a couple of days.

Class-size orders that are not pre-paid may experience significant delays in processing and shipment.

We encourage schools and teachers to prepay for class-size orders to ensure that books are delivered when they are needed.

#### Three convenient ways to Pre-Pay for your class-size orders:

1. Place your order from our website. Save big and pay Securely with a credit card through **PayPal**.
2. Call us to request an online invoice. Just Click and Pay Securely with a credit card through **PayPal** (most convenient)
3. Send a check for Order Total with your completed Purchase Order form.

We also accept pre-payment of **half the order total**. We will invoice you the remaining amount after delivery.

Please call or email us anytime with any questions or comments.